

Gulf Coast Woodturners Association

GCWA Newsletter

September 1998

Make plans to attend Texas Turn or Two VII

President's Corner

One of the things I'm noticing is that the success of woodturning is surprising a lot of folks. At last month's meeting, at Pasadena Industrial Supply, owner Johnny Bowling was just amazed at the crowd we brought in to his store. He used to be a GCWA member, but the last meeting he made was at Luna Ford's house. Well, he was wide-eyed at what he saw, and made a note to start carrying more turning equipment! This is one of the reasons we like to meet in stores, as they get to see that turning is really catching on with guys and gals.

With more people turning, the Club is trying to pump up what we can do to help folks get better. There's going to be another Retreat next May. We're also looking to bring in some real pro's during the year. As we said at the last meeting, GCWA and Cutting Edge are sponsoring Jean-Francois Escoulen on September 16 (see the article by Steve LeGrue). We want us to get really good at the basics, and also bring in new ideas and methods. GCWA is one of the largest AAW Clubs, and we aim to make it the best.

For us to be the best, though, more of you need to step up and volunteer. Seems like a lot of folks cross their arms to watch a demo, and then you get stuck in that position. If you offer to help, it could encourage the person next to you to do the same. Please, raise a hand and help lift the Club to a new level.

Meanwhile, many thanks to Johnny Bowling, along with Glenn and the staff at Pasadena Industrial, for hosting us in August, and for the raffle items they donated. They've got a nice big room for us, and it was a pleasure to be there. We'll be back!

This month we'll be across town, at The Cutting Edge. We're doing less talking and more turning at the meetings, so come and bring your Show & Tell pieces.

Last, but not least, please read the article on "Texas Turn or Two" (see page 5), especially if you're not registered to go. It's sure a spectacular, and I hope you can make it.

-- Bobby Bridges

Bill Hubbard featured Demonstrator

The turning presentation for the September meeting will feature Bill Hubbard. Bill is an excellent turner and will be sharing his skills and techniques with you to turn a sphere. The shape of a sphere is one that we all know; they look the same except for size. There shouldn't be any problem to turn one? Try It!

Just to see if you paid attention to the demo the project for the October meeting will be to turn a sphere.

-- Bill Berry

Jerry Fant's Workshop

A post Texas Turn Or Two workshop is planned for the Monday and Tuesday, October 12 & 13, following the TTT this year. This hands on seminar is limited to 6 people and will be at the Maricopa Ranch Resort. Jerry Fant, our August guest demonstrator and the workshop instructor, is familiar with all aspects of turning and will assist with any special needs.

The itinerary includes bowls, boxes, platters, and hollow forms as time allows. Wood lathes, a chain saw, a band saw, a grinder, and wood will be provided; however, you need to bring your own turning tools. The workshop will be a common sense approach to solving some of the challenges encountered in woodturning.

The two day fee is \$200.00 per person. Overnight accommodations can be arranged for an additional \$65.00 per night at the Maricopa Ranch Resort. I would

In this Issue

President's Corner	1
Bill Hubbard featured Demonstrator	1
Jerry Fant's Workshop	1
Jean-Francois Escoulen Demonstration	2
Book/Video Review: Raffan on Boxes	2
Library	2
First Texas Show	2
Lug Wrench Turning Tool	3
Secretary's Report	4
Membership News	4
Wanted: Hot A/C Ideas	4
Choice Woods Has UPS-100	4
Seventh Annual Texas Turn or Two	5
Calendar of Events	6
Executive Committee	6

imagine that camping will be permitted, and at a much lower rate per night. If you are interested or have any questions contact:, contact Jerry at 512.847.7245.

-- Tom Irven

GCWA is affiliated with the American Association of Woodturners. GCWA meetings are usually held at 9:00 a.m. on the 3rd Saturday of each month. Check the last page for our Calendar of Events. Annual dues are \$15. Dues may be mailed to Helen Young, 2502 Esther Ave., Pasadena TX 77502-3239. Make your check payable to GCWA or Gulf Coast Woodturners Assn.

Jean-Francois Escoulen Demonstration

GCWA and The Cutting Edge are happy to cosponsor a demonstration by noted French turner Jean-Francois Escoulen. Jean-Francois holds the title of 'Mayor' I expect Jean-Francois to give a morning session on the use of his eccentric ball and socket chuck, followed by a slide session. The afternoon session will focus on European spindle techniques that he has mastered over the years. If you saw his 5ft tall spindle in San Antonio with a diameter not over pencil lead size you know what I mean about spindle skills.

-- Steve LeGrue

Book/Video Review: Raffan on Boxes

I'll start with a full confession: I really like Richard Raffan. His original book and video, *Turning Wood*, was one of the best investments I made as a beginner. I still use the video to see the pace and rhythm of a professional. So there was never a question of *whether* I would buy this new offering, just how much I'd like it. And I like it a lot. My biggest disappointment is that I didn't learn any new Brit-speak: in *Turning Wood*, we learned that paper towels are called *kitchen paper*. Alas.

I'll further confess that boxes drive me crazy. They are labor intensive, and I still feel more lucky than skilled when I like one of my final products. On a typical batch of five: the first one is acceptable, the second is worse, the third is better, and I blow up the fourth. I rarely have patience left to make the fifth. Still, boxes fascinate me. Again, there was no question about buying this book and video.

It all comes down to two points – the overall shape and feel of the piece, and the fit of the lid. The rest is details. Raffan is nearly laborious in covering the subject, with lots of photos in the book to go with his cheerful narrative. You'll have plenty of instruction to guide you to a finished piece, and practice will refine your skills. The book also has a large gallery section with works by a variety of turners, which will expand the vocabulary of your imagination.

There is a prejudice which rules Raffan's approach to boxes – the over-fitting lid, where the lid fits over a flange on the base. The book's gallery has boxes with in-fitting lids, but the how-to ignores them. He justifies this approach, explaining that he has put some effort into making this choice. The only variation on his approach is to show the tools and techniques for a screw-on lid.

Richard Raffan knows his stuff, covers all the bases in a logical and winsome manner, and he's got a wonderful British accent. Highly recommended.

(Turning Boxes with Richard Raffan, 1998 by the Tauntan Press, 172 pages; Companion video, 55 minutes.)

-- Murray Powell

Library

All tapes and books are due at the next meeting. If you can't attend the meeting, mail them to Ernie Thornton at 2610 Easy St., Pasadena TX 77502-3239, or ask someone to take them to the meeting. The Cutting Edge will accept your books or tapes. After the second month, there is a \$5 per month per item late charge.

Ernie will be in Cameroon and Wales until October 3rd, so I will be looking for a volunteer to help with the library.

First Texas Show

WOOD TAKES A TURN IN TEXAS is the first annual juried show and will feature the top 48 artists selected for entry in this 1999 event. The artwork for this show must be for sale, and unlike other events, sold items must be replaced and will continue in the tour. This gives the artists and the galleries an opportunity to make repeat sales.

This is an excellent chance for amateur woodturners to show their work along side the professionals. The Show will be at galleries in Wimberly, Dallas, San Antonio, Austin, Houston, Ft. Worth, and then on to Ephraim, Wisconsin. The G.C.W.A. should have a big turnout for this show based on all the talent in our club. I encourage each of you to enter 3 of your best pieces. You cannot be in this event if you don't enter.

Rules of Participation:

- Application deadline: Nov.1, 1998
- \$15.00 Application fee-up to 3 entries
- Open to members of Texas woodturning clubs only.
- Artwork must be a minimum of 50% turned by volume.
- Artist paid 50% of the retail price upon sale.
- Replacement for sold work must be of equal or superior quality.
- Shipping containers must be sturdy and reusable.
- Artist must be available for demo/presentation/reception for at least one gallery opening

For more information, contact Jerry Fant 512.847.7245 or Karen Boden 512.847.8975. I will have some show applications at the meeting.

-- Tom Irven

- Tools by Henry Taylor, Dennis Stewart
Jerry Glaser, OneWay & Robt. Sorby.
- Turning Supplies, Accessories & Instruction.
- Pen Supplies & DymondWood.
- Lathes by JET, Sherline & CARBA-TEC.

**The Finest Hand
Tools in the World:
Here in Houston!**

Member GCWA & AAW


The
CUTTING EDGE, Inc.
Woodworker's Tool & Supply
7123 SW Fwy @ Bellaire
713/981-9228

HARDWOOD LUMBER CO.

700 E. 5-1/2 St (in the Heights)

(713) 862-6628

Hours: M-F 7:30-5:00, Sat. 9:00-1:00

We stock over 80 species of lumber including hard to find exotics!

Also: Plywood, Veneer, Molding, Custom Milling, Woodworking Tools, Books, etc.

Lug Wrench Turning Tool

While sorting through a box of tools that had been boxed up awaiting a fall garage sale, I discovered a lug wrench from a Nissan pickup truck I once owned. The diameter of the tool material (about 5/8") and the length of the handle (12 ") looked as though it would have a Dennis Stewart (arm brace) tool for hollowing larger turnings, but I had a need for a tool to use for hollowing small 3" to 5" turnings. This lug wrench just might be the right size to make a good turning tool. I then proceeded to do the following.

First of all let me say that this is really a "low tech" technique. I first used a hack saw to cut off the lug socket. (See Drawing "A") The next step was to center punch and drill a hole in the end of the piece of steel for the cutting bit. I drilled this with a small drill bit (about 1/16") first and then progressively larger drill bits. The final size was of sufficient size for a 1/8" cutting tip to slide in easily. The hole depth was about 3/4".

Next I had to drill a hole in the bar for the set screw. I located the set screw hole about 3/8" from the end of the bar. (See Drawing "B") Drilling this hole is pretty tricky, because the hole in the end and the hole in the top should intersect. With a center punch I took very careful aim and punched the proposed location. I was lucky -- it looked pretty good. Now all I had to do was to drill the hole. Again use a small bit and progress to a larger one. As you drill through to the intersecting hole, be very gentle: this is the perfect opportunity for a drill bit to break, especially when it breaks through into the other hole. A little planning is required at this point. Before you drill this set screw hole to the final diameter, you need to know what size set screw you are going to use. I used a 10-32 thread set screw about 1/8" long. Fortunately I had a tap of that size also. Be sure to use the right size drill bit relative to the size tap that you use. When you tap the hole for the set screw be sure to use a little oil on the tap, this is not the place to break a tap. While we're talking about taps, you really need to start taping the threads with a standard taper tap. It will not cut the thread all the way to the bottom of the hole. When it bottoms out stop and back out. Then run in the hole with a "bottom tap", which will allow you to cut threads all the way to the bottom of the hole.

The set screw head, when tightened down on the cutter tip, should be below the surface of the bar. Otherwise, when you torque down on the set screw the head of the set screw could split. If you get past this point without a hitch, you're on your way. It sounds worse than it really is. Be patient.

Now all that remains is to bend an offset in the bar. No science here: clamp the bar in a vice, heat it red hot where you want it to bent and bend it. When bending, make sure that you keep the bend in the same plane as the original bend. Otherwise the cutting tip will not be oriented properly. The cutting tip should be in place during the bend so that it will line up with the handle and shaft. (See Drawing "B") After using the tool, if it hard to control --grabby-- you

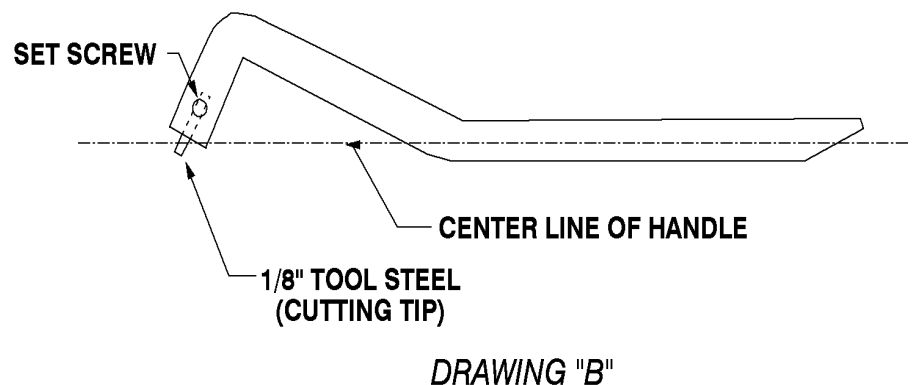
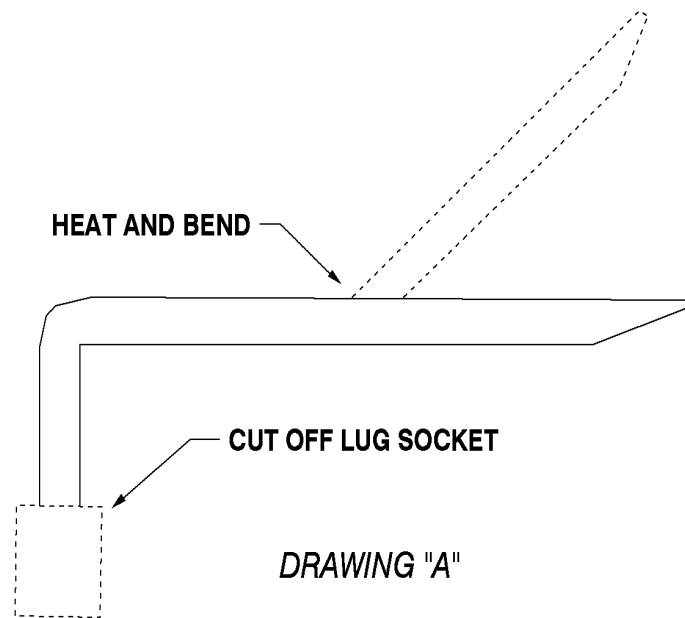
may have to reheat and adjust slightly. After all heating and bending is completed, quench the hot bar in water until cool. This step has nothing to do with tempering the steel, but it will keep you from burning you hand!

Last but not least, turn a nice handle that fits your hand and is long enough for proper support and balance.

The 1/8" high speed tool steel cutting tip can be ground on both ends and when one end dulls just loosen the set screw and turn the tip around.

Good Turning!

-- Bill Berry



Looking for great quality Power & Hand Tools?
Pasadena Industrial Supply

DELTA
DeWalt

STANLEY BOSTITCH
PORTER+CABLE
PROFESSIONAL POWER TOOLS
 222 West Pasadena Freeway, Pasadena Texas 77506 472-5588

BOSCH

Milwaukee

JET
EQUIPMENT & TOOLS

Secretary's Report

Show & Tell winners at the August meeting were: Beginning category, first and second place, Karrie Greenawalt, small weed pots of maple burl and mahogany; third place, Carol Land, a wooden whistle.

Intermediate group, first and second place went to Dave Greenawalt with lidded boxes of maple burl and mahogany.

Advance group, first place, Bill Hubbard, mesquite ball with stand. Second place, Jim Keller, large open piece of black jack oak. Third place, Carl Blair, open bowl, spalted maple.

Andy Chen won the segmented group with another of his fine Corian bowls. Jim Keller won best of show with a large winged piece of black jack oak.

Our thanks to judges Joe Trahan and George Keener. If you would like to become one of the judges, see any club officer.... NO EXPERIENCE NEEDED.

Raffle winners of bring back pieces were Jack Hanley and Monte Laramore. Eddie McCreary owes a piece from the July meeting.

In a special raffle, By Reed won a free entry to the '98 Texas Turn or Two plus some extra cash for expenses. Way to go, By.

-- Carl Blair

Kip Powers Gets First

Kip Powers' piece "Hollow Black Thing" – probably better known to the Club as "Not A Bank, Damn it" – won first place at the Beaumont Art League's annual "3-D Show". He says there was a cash prize from the judging, and a more conventional piece sold at the opening, which was held the first week in August. Congratulations, Kip!

-- Murray Powell

Membership News

Please welcome our new members, Gordon Ferguson, Thomas Lovell and Bill Metzger.

James Herron had a heart attack, followed by open heart surgery, following the '98 Spring Retreat. He was at the August meeting, but that was one of his first outings. I hope you are much better by now.

-- Helen Young

Monday night the shop of member John Sturgeon burned. John's shop is (was) in his 3-car detached garage of his Pecan Grove (Richmond) home. Jan was not quite asleep when she noticed the fire and awoke John. He moved the cars from the driveway, shut off the power mains and started the garden hose on the breezeway connecting the garage with the house. Thanks to the afternoon rains and the fire department the fire was contained with only broken windows and damaged shingles on the neighbor's house. The firestop in the breezeway prevented the fire from spreading into the house, however there is some smoke damage and smell in the house.

First opinion of the fire department on the cause is that an extension cord had been crimped under a garage door. John, his wife, and two sons are avid woodworkers and had a quite well equipped shop that is essentially a total loss (he may try to restore the late-50's vintage Unisaw!). They have replacement value insurance. The first order is to get the house livable again, but when I visited John the morning after the fire he was already designing the new dream shop. Like Jan said, they didn't loose the house, neighbors' house, or the cars, and no one was hurt, so it isn't so bad.

-- Paige Dean

Wanted: Hot A/C Ideas

Fellow GCWA member Robert Frost writes: "My garage is so hot that I have done very little turning in quite awhile. I am thinking about cutting a hole in the wall and installing a window air conditioner. I have been looking at available units and I see that the filters on them are a farce. I figure that I will have to design and build my own filter. I assume others have done this and I would like to hear their problems, successes and suggestions."

If you have experiences to share about air conditioning your garage or shop, let's hear from you. Contact Robert directly, or use my e-mail or phone number, as listed on the back page.

-- Murray Powell

**Choice Woods Has
 UPS-100**

Clay Johnson, of Choice Woods in Kentucky, sent us the message that he has a new shipping contract with UPS called UPS 100-Weight. That is, when there are 200 pounds or more going to the same address, the freight is about 1/2 the normal rate.

For example, if five people ordered wood or other items totaling 250 lbs., there could be five shipping boxes at about 50 lbs. each, at approximately \$25 freight per box. If shipped UPS 100weight, with separate orders packed together in a larger box, the UPS cost drops to \$27.80 per 100 lbs -- a big savings.

I've not dealt with this firm, but have heard of a favorable report on his service and selection. You can contact Clay Johnson by calling Choice Woods toll free at 888-895-7779.

-- Murray Powell

Seventh Annual Texas Turn or Two

Realizing that many of us have never experienced Texas Turn or Two, a group of GCWA members was asked to give a snapshot of what it's about and what to expect. Here are their enthusiastic replies.

From Bill Berry:

Texas Turn or Two was conceived by a woodturner from Columbus, Texas named Mark Potter. Mark knew Texas has a lot of turning talent and wanted to try to get them all together. That he did. The first TTT was two days of demonstrating, good food and woodturning camaraderie.

At that time, being new to woodturning, it was most intimidating: there was so much good stuff to see that I didn't know where to start. Now, after six years, the players and location have changed, but the format is still the same.

The disappointing thing about TTT is that the schedule is set up so that you can't possibly see all the demonstrations. Who do you see? For me, after six years, this is still a good problem to have. I was fortunate enough to be a demonstrator at TTT5 and TTT6, but this made it even more difficult to get to the other demos.

TTT is a good value for the dollar. The many door prizes are an added bonus. If there are no demo's that catch your fancy, there is a vendor area that makes available turning tools and sundries.

How would I sum up TTT? I would hate to miss one!

Scott Luhnau:

At the time I attended Turn or Two, I was stuck in a "rut" with my turning ability, and the demonstrations gave me many new areas of turning to explore. I learned new techniques, tips and new/different ways to turn wood. I highly recommend it to anyone who has not attended.

Andy Chen:

I have been to the Texas Turn or Two twice, in 1995 and 1996. Both times I found it an exciting, enjoyable and useful experience. Dave Ellsworth, Clay Foster, Bonnie Klein and Todd Hoyer are internationally acclaimed demonstrators and wonderful teachers. They

were very accessible as well. I learned a lot of basic stuff from them that I put to practice all the time. In 1996, Larry Mart gave a demo on photographing your turning. I found that session most useful, and now I do justice to my turnings when I take a picture of them. That same year Bruce May was featured in a finishing demo where I learned to use lacquer, which has accentuated the beauty of the different woods that I use. The setting is nice. The physical locations of various demonstration areas could use a little improvement, i.e., closer, but this was just a minor inconvenience (as long as it does not rain). For both years that I attended, the weather was just perfect. All in all, it is just a terrific turning experience that I would recommend to anyone, anytime.

Paige Dean:

I have been to A Texas Turn or 2 the past two years and plan to go this year. It is a nice outing into the Hill Country during which one can focus completely on turning. As I am still a 'woodworker with a lathe' I have, of course, learned so much from these weekends. It is so well balanced across topics and techniques that any skill level turner should enjoy and find valuable the weekend. I have put into practice several ideas and skills which I learned from Turn or Two: Christmas ornaments, finial boxes, hollowing, chucking, knowledge of wood, and intend to apply many other ideas such as threading, inlay, and coloring 'when I get the time'.

The great aspect about Turn or 2 is the opportunity to 'rub shoulders' with people we would normally only get to read about or see on a video tape. The atmosphere is so strongly 'democratic' and mutually supportive – I have never seen recognized leaders in a craft so easily accessible. These turners are so close to the craft and the rest of us that while they may be demonstrating a new or high-level technique or idea, they are not at all pretentious, stopping whenever necessary to explain some elementary facet to mortals like me.

Another element of the affair is the opportunity to meet other clubs' members and see their work and rotations. Most of all, I always enjoy looking at the new

lathes, tools, and accessories displayed by the manufacturers and dealers. Anytime I can visit with Rude Osolnik and the Powermatic factory guys at breakfast, I think I've had a great weekend! Anytime my wife can spend all day at the nearby outlet mall, she thinks she's had a great weekend!


Kevin Keener:

The one thing that I learned that will be most helpful is the construction of a "photo booth" for taking pictures of finished products. By using ordinary PVC piping, one is able to develop and set up quite a versatile booth. I found the lecture and demonstration on making Christmas ornaments with segmented pieces very interesting as well. The one downside was the lack of hands-on learning. I pick up things best when I am able to see what is being done and then do it myself right away. I'm sure logistics didn't allow for too many lathes to be brought up just for hands-on work, though it would have been nice to have. I do plan on going again this year and am looking forward to it.

Interested?

While the registration fee jumped to \$75 after September 1, it's still a bargain and there is still time to sign up. Registration forms were included in our last two newsletters, or you can contact me to get a copy. Better yet, call Pat Titus, one of the TTT organizers, at 210-649-2166 to get registered.

-- Murray Powell



Calendar of Events

September 14, 1998 ~ 7 PM. First Monday @ The Cutting Edge, 7123 Southwest Fwy, 713-981-9228

September 16, 1998 - Jean-Francois Escoulen demo, 9:30 AM to 5 PM.

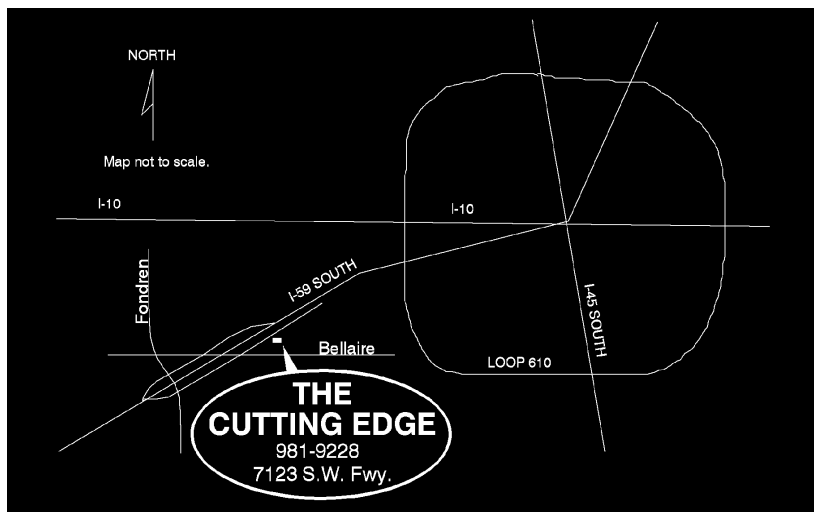
September 17, 1998 ~ 7 PM. Executive Board Meeting @ The Cutting Edge


October 4, 1998 ~ 7 PM. First Monday @ The Cutting Edge.

October 10-11, 1998 ~ Texas Turn or Two VII, Maricopa Ranch.

October 17, 1998 ~ 9:00 AM ~ GCWA meeting, Austin Hardwoods, 7027 Belgold, Houston.

November 21, 1998 ~ 9:00 AM ~ Woodcraft, Hollister Pointe Center, 13155 Northwest Freeway, Houston TX 77040.





LaserLine
Gifts & Awards

Custom Laser Engraving!!

3503 EL JAMES SPRING, TX 77388 (281)350-3005
Larry & Robin Seale

Laser Engraving for Club Members at Wholesale Prices!!!
Examples: Pens \$ 2.50 each for one side.
Do you have your GCWA wooden name badge?
Rosewood Pen Boxes are just \$ 8.00 engraved (box included)
Need something other than pens engraved? Call me for a quote.

This Month

September 19, 1998 ~ 9:00 AM ~ GCWA meeting @ The Cutting Edge, 7123 Southwest Fwy, 713-981-9228

Seating is a bit short, so bring your chair or camp stool to the meeting. Don't forget to bring safety glasses, too.

The turning presentation for the September meeting will feature Bill Hubbard demonstrating how to turn a sphere.

Executive Committee

President	Bobby Bridges	713.473.6491	WWBOB@aol.com
Vice President	Thomas Irven	713.666.6881	kirven@tenet.edu
Secretary	Carl Blair	713.946.6344	
Treasurer	Helen Young	713.475.2940	helen@orbitworld.net
Past President	Bill Berry	281.479.8073	bberry2301@aol.com
Board Member	Dale Barrack	281.358.8529	rdbarrack@shellus.com
Board Member	Boyce Gahagan	281.446.1590	
Editor	Murray Powell	713.682.2810	mpowell@wantabe.com
Librarian	Ernie Thornton	713.534.0559	