

GULF COAST WOODTURNER

February 2009



PRESIDENT'S CORNER

I'm told the January meeting went well. You probably noticed I was absent. Some of the board members seemed to imply the two things are related. Well, maybe or maybe it was a bit of well intentioned harassment for not being there. Either way it is good to know that any one person can be out and everything still seems to work just fine. In reality a few people had taken on extra duty at the January meeting. **Lane Bradford** ran the meeting, **Tom Orton** and **Ed Spicer** handled the raffle, **Larry Zarra** ran the Show and Tell portion of the meeting and **Randall Hassig** ran the A/V equipment with some training from **Mack DeBose**. And, of course, **Bill Tilson** did a great demo that was long awaited by many members. What a team!!! Thanks to everyone who pitched in to make it happen.

I was reading an article recently that spoke of the perception that some woodturning clubs are in decline while others are thriving and growing. It seemed to say that the clubs with active members and on-going programs really stay at the top and continue to do well. With the number of people who continue to contribute their time and energy to the membership of our club I expect that GCWA will do well for a number of years to come.

Speaking of folks who contribute, did you happen to make it to Arbor Day and the Houston Arboretum and Nature Center following the January meeting? The club was well represented with some top woodturning talent and ambassadors. The list included **Greg Gonsalves**, **Luna Ford**, **Don Fluker** and **Jonathan Bartz**. We received some good press including photos at the Houston

GCWA Web Sites:

<http://www.gulfcoastwoodturners.org>

<http://jhanley.us>

Arboretum web site. Thanks to all who participated to show off the best of GCWA and extend the craft and art of woodturning into the community.

A great opportunity to extend our reach into the art community is just around the corner. At the February meeting turnings will be selected for inclusion in an exhibit at the Houston Center for Contemporary Craft. The exhibit will be in the Artists' Hallway and will be titled Texas Turned. Curator of Fine Craft, **Gwynne Rukenbrod** will be on hand at the February meeting to select turnings, provide a critique of her selections, and offer the turners an opportunity to display their creation at HCCC. Club member and Artist in Residence at HCCC, John Van Domelen is working on a project to create a catalogue for the exhibit as well. Look for more details to follow from John on this topic.

It is truly a blessing to be able to work with such talented and dedicated turners and to be a part of Gulf Coast Woodturners. With the positive energy, wisdom, experience and commitment of our membership we can hardly do anything but continue to get better as a group, grow individually, and expand woodturning in the community – and have a heck of a lot of fun in the process.

Keep turning and be safe,

George

Lathes for Spring Retreat

By Doug Grissom

Only three months until the Spring Retreat and we still do not have the umpteen hundred lathes lined up for use at the retreat so we can do training that you have asked for. Specifically we need 4 more large frame lathes (Powermatic/Oneway) and 35 or more smaller lathes such as Delta, Rikon, or Jet mini or midi. If you have a lathe that you can bring to Montgomery County Fairgrounds for use during the retreat, please e-mail me at

douglas.grissom@att.net with the make, model, stand availability if mini and accessories available (chuck with jaws and key, knockout bar, drive center, live center, extension cord, light, drill chuck, etc). Make sure that each piece is marked with your identifying mark.

February Meeting
February 21, 2009
Foxfire Studios
105 South 2nd Street
Richmond, TX

CLASSIFIED ADS

*Woodturning related
items of interest to
GCWA Members listed
as a free service.*

LATHE WANTED — Looking for a lathe for a beginner. Would prefer a mini.
Don Smith: 281-489-9131

GARAGE SALE:

The Cutting Edge is holding its final **Garage Sale Clearance** the weekends of Feb 20-22 and Feb 27-Mar 1. Everything will be offered at extraordinary savings, including displays, wood, power tools, and hand tools. Don't miss it.

Hands-on woodturning lessons by **Jim Keller** at Foxfire Studios. You pick the subject; learn with my tools or yours. Oneway 2430 and Jet 1642 lathes available. Rates- 8 hour lesson, one person \$135.00, lunch included, add a second person for \$75.00. 4 hour lesson, one person \$65.00, two for \$40.00. Call 281-467-2866 for info.

For Sale - Dust Kop commercial cyclone dust collection unit Model 11CB51, circa 1988, serial number 12621. Asking price is \$395.00. The unit is wired for 220 but can easily be converted to 110. It has a Baldor 1.5 hp motor. The unit does not currently have a bag/filter. However, a bag is available from Dust Kop for about \$75.00. Contact George at CL23313@gmail.com



For sale: (1) Cabinet Saw - \$700.00, Delta, 10" with 30" extension table Unifence, 2 hp, 220 v single phase motor. Good condition, single owner. (2) Thickness Planer - \$600.00, Delta, DC 380, 15" wide, 5" thick. 3 hp, single 220 v single phase motor. Good condition, single owner. (3) Six-inch Jointer - \$250.00, Rockwell, 1 hp, 110 v motor. Decent condition. Reconditioned by current owner. Works very well. Contact Brian Laing at 281-580-5381 (H), brian.laing@sbcglobal.net

Club News & Announcements

Congratulations to Jim Keller

Jim Keller's sculpture "Bugatti", Evolution of the Wheel Series # 46 has been accepted into the nationally juried exhibition "Turning to the Future: a Fresh Look at Wood Art". The exhibition is sponsored by the American Association of Woodturners, special exhibitions committee, WOOD, (Woodturner Objects on Display), at the Grovewood Gallery, Asheville, North Carolina, in conjunction with the Collectors of Wood Art 2009 Forum. The exhibition will run from March 20 to May 11, 2009.

The panel of jurors selecting work for the national competition included: Annie Carlano, Director of Craft and Design, The Mint Museum; Arthur Mason, collector and founding member of the Collectors of Wood Art; Gretchen Keyworth, Director of the Fuller Craft Museum; Brent Skidmore, wood artist, Director of the University of North Carolina Asheville Craft Campus and Sherry Masters, Grovewood Gallery.

Congratulations to Bill Tilson & Andy Chen

Their works have been selected to be in the first juried art show at Texas A&M University's MSC Forsyth Gallery. There were over 100 pieces of work of all media entered by artists from 8 southern states. The show starts on March 30, 2009 and closes on May 11, 2009.

Time to Renew!

Just a reminder – GCWA membership is an annual thing! All memberships expire at the end of December and renewals are due by January 1st. That date has past and yet we have a good number of folks who have not taken care of their renewals. The renewal rate for 2009 is \$25. Please remember to bring a check to the February meeting or send in along via snail mail.

Information Update

Please be sure the club has your correct e-mail address. It is the most cost-effective and expedient method of providing member communications. We work hard to keep the cost of mailing down by using e-mail and the Web site. Therefore it is important to have your correct e-mail address. If your e-mail address has changed or you are not receiving an e-mail notice for the newsletter please contact **Mack DeBose** to update your information.

Condolences

We offer Ric Taylor our deepest sympathy for the loss of his wife, Glynda who lost her battle against leukemia.

Call for Bowls

By Lane Bradford

Join Local Craftspeople and Artists for Houston's Fifth Annual Empty Bowls Event March 21, 2009

The Empty Bowl Event is HERE!!!!!!

The date has moved to March 21st and that of course conflicts with our March General Meeting. So, we need your bowls, sort of round, made from any material, and 4-6 inches in diameter. Bring them to this month's meeting and Lane Bradford will be collecting them.

Also, don't forget, they want volunteers to demonstrate at the HCCC during the Empty Bowl event on Saturday, March 21st. Again contact Lane Bradford @ 936-447-9310 to volunteer your services and perhaps your mini-lathe. All bowls turned during the demonstration are sure to sell to help the Houston Food Bank.

President's Challenge

Well, I missed the January meeting and I missed seeing the President's Challenge entries. I did get a glimpse from some of the photos of the meeting. It appears there were some very fine specimens. That's great! The creativity and technical execution of our membership is beyond words, at least for me.

With the special activity of the selection for the upcoming HCCC exhibit we will not have a President's Challenge for February. In March we'll have time piece exchange. The turned item should be something that actually keeps time - a working time piece. This can be a wall clock, pocket watch, watch pendant, desk clock or whatever you can dream up.

April will bring around the GCWA Picnic. For that event we've sort of started a tradition of having 'weird turnings' as a theme. So let's plan to build on that theme and come up with something way out there for April.

May is our annual retreat and no President's Challenge there either. The big challenge is for the president to pull off the event! With the team that's assembled to lead the key areas I think we're in good hands.

June starts the new board term. But to be fair I'm not going to leave the incoming president hanging right off the bat. Look to this space for our next exchange event in June - I'll figure that out for the next newsletter. Have an idea? Let me hear what's on your mind!

February Meeting Program

By Jim Keller

This year I have been invited to participate in the Professional Outreach Program's (POP) third annual exhibition and auction at the AAW 2009 Symposium. The theme for the 2009 POP invitational exhibition is "The Spindle".

I will be demonstrating turning "Metamorphosis" the spindle I will be donating for the exhibition and auction. The piece will be turned on five centers including; mounting on an oversized face plate, between centers and using an angle face plate. At the time of this writing I am working on the fifth prototype and I think I am close to the actual form I will submit.

MEMBERSHIP

One new member joined GCWA in January. Welcome to:
Walter J. Matthews

Artist-in-Residence Opportunity

By Jim Keller

The Houston Center for Contemporary Craft is accepting applications for the Artist-in-Residence program for the upcoming year. The AIR participants receive studio space at HCCC and a monthly stipend. This is a great

opportunity for craft artists to focus on their creative work and interact with the public. The artists have access to resources and opportunities, including teaching opportunities at HCCC, representation in the Asher Gallery and collaborative opportunities with other Artists.

Applications are available on the HCCC web site: crafthouston.org. If you have any questions contact Jim Keller or John Van Domelen.

Richard Raffan's New Turning Wood

Reviewed by Fog Tanner

I just got through watching Richard's (as his close friends call him ;D) New Turning Wood - for the fourth time. I have watched the original about two dozen times so far, as it is still good reference for when things go wrong or you find yourself drifting in some unfamiliar direction. It was made in 1985, when he was still in full production mode and the pace was a bit faster, slow for him but faster than the rest of us mere mortals. The new one is of a more mellowed Raffan, and a much slower pace. I spent a week with him and the new DVD is a slower pace than we worked that week.

The format is similar but not the same. The original was shot at the old Tauton Press workshop, this one was done at Richard's workshop in Australia. He gives you a tour of his woodturning area, lathe placement, grinder in relationship to the lathe, chuck storage, and dust collection that he uses. He goes over the tools that he uses and shows the different grinds. I found it interesting that since he has basically semi-retired from production he now uses a Tormek for his tools. He shows grinding on both the Tormek and dry grinder, but emphasizes the dry grinder since that is most common. And the spiral grind he uses on his spindle and bowl gouges can only be done freehand. I do use a jig on my Tormek for that grind, while not exactly the same - it is close enough. You will notice that the bevel he gets is much different now that he takes more time. Missing are all the facets and he produces a nice edge. He still free-hands his skews, but now on the Tormek - I have that on my list of things to try now.

He goes through some of the same basic exercises as on the original, turning coves and beads using a gouge and then a skew. The main difference is the pace. He goes through the cuts explaining the hand and tool movements in much more detail. He also explains why you get catches and then proceeds to get one to illustrate what happens. He did the same thing in class too. He does this several times and then one or two unplanned catches just for good measure. He also goes over stance and body movement as he goes through the projects, so you get a sense of the flow and can associate it with given actions related to a project. I also noticed that he has changed some of the tools he uses, the detail gouge is one. The spiral grinds are another.

The project section is divided into spindle and face grain, like the original. He makes a tool handle, which was on the original, but this one is much better looking and made slightly different. He shares the secret of making one of his world famous table legs, going through the process of square to round. He goes over all the basic cuts that he uses to produce this classic style. Unlike Norm, he doesn't go to the band saw and cut off the corners "to save time". And no - it is not made entirely with a skew, he does use some round bar on it. He goes on to make an egg, which is one of the harder things to turn correctly. Try turning an

egg that actually looks like an egg, not that easy. Better yet, try turning an Egg Box that looks like an egg - and has a good fit. He "only" does a solid egg, but it isn't that much of a jump to a box once you have the basic shape down. He shows how to make the chucks for finishing both ends and how to recover from a spiral runback - which wasn't really planned, but worked out well anyway. And this time he laughs about some of the little problems along the way, different from the deadly serious nature of the original.

He turns a "pencil pot", which is an exercise in deep hollowing. The primary tool he uses is a square end scraper. As he progresses into the box, the leverage starts to cause some chatter. That's when he brings out a scraper with what looks like a three-foot handle. It's probably not that long and only thirty inches, but looks close to it - all that is missing is some armor, a horse and a jousting tournament. And I thought I was doing good with a two-foot handle on mine. He goes through the process of hollowing and finishing the inside, and then proceeds to the outside. Here he uses another method of chucking the piece up, but you have to have a Vic chuck and Shark jaws. If you have never turned a project like this, it is not as simple as it looks. Once you get more than 2" off the rest, you will appreciate this project a little more - and that three foot scraper doesn't look so funny.

For the more delicate or smaller scale he turns a drawer knob, going over proportion of the detail. It is a good exercise for turning small pieces a long way out of the chuck, as he uses a long piece of wood in order to get several (4) and save on chucking a lot of small pieces. You get the feeling that he has made one or two of these before. You see the fine tool control required for this exercise at a pace much closer to what you would be working at. He also makes a scoop, which was literally bread and butter for him in the 70's. He has made about 45,000+ over the years and makes it look effortless. No measuring, all by sight and feel - he gives the proportions according to their relationships. You get a good view of the infamous back-hollowing technique at a much slower pace. He has also changed the tool that he uses for this with a different grind to better accommodate this action. Now I have to order another Thompson spindle gouge and learn another spiral grind. He uses a gouge and scraper for hollowing and a skew for the outside. It is more an exercise of various cuts than anything else, you see a tool used in a number of different ways - all more efficient than we normally practice. I think this is where the production turning shows. He goes through the rapid peel at an angle, but it is slowed so you can follow the hand movement and the tool against the wood.

The face grain section, like the original, has both tool usage, stance, and projects. But, the organization is different. He goes over the tools he uses and you can see the different grinds that he has developed over the years. He also uses a spiral grind on his bowl gouges. He spends some amount of time showing how he roughs down a bowl, starting at the band saw. He goes from half a log to a bowl blank and then to the lathe and screw chuck. He very

rarely uses a faceplate, most of the work is on a 4" screw chuck and tail stock when needed. His primary tool for the outside of a bowl is a 9/16" shallow gouge with a spiral grind. With this he can rough out and profile the entire outside. He does go over the various cuts using deep fluted or bowl gouges. He covers the movement for various shaped bowls, along with the movement. You soon learn to watch his hands and how he holds the tool more than the actual shape being developed. Again, the pace is slower than the original and he repeats the cuts going over something new each time.

The projects are a platter and a bowl, both on the original but again done differently. The presentation is much slower paced and an explanation behind each action. The platter is an exercise in use of a gouge and scraper. It has a good demonstration of what you can do to detail the bottom using just a scraper. Unlike the original, there are no twisted grain problems to deal with, which gives more time for explanation. The one thing I wish that he would have done differently was to put a bead detail on it. I have a Silverleaf Maple platter in my collection, a Fog Tanner/Richard Raffan collaboration in which we each turned part but not all of the project (I did most of the turning so my name was first). The design is like the one on the DVD, except mine has a beading detail - and you can guess who turned that part. Other than that it was like doing it all over again. A worthwhile project.

The bowl is a departure from your normal bowl. He starts with the roughing technique, followed by the shaping. He leaves an area blocked out for some bead detail and proceeds on to the foot. If you are awake at this time, you notice that there isn't much to the foot, only about 3/16" high - not the 3/8" we are accustomed to. He goes through all the

tools required, especially the scrapers and various way to use them. The upper portion of the bowl curves back inwards and he uses a gouge followed by a scraper. One thing I have learned from working with him, is he has no qualms about using a scraper to remove wood. The amount he removes is scary at times, especially when you notice that he may not be looking at it. He does a very good job of explaining how to cut beads on the outside of the bowl, he goes through four little beads at a pace that is easily followed. And the little 3/16" high foot...well you will have to watch the DVD to see how that turned out.

Overall, I like this DVD. It's two hours long, and it's an enjoyable time spent. There is a different feeling in this one, from the original. In this one, you feel you are in the same room and he is talking directly with you - not to you, you come away with a personal feeling. It is also interesting to see the difference in tool usage over the years. In the original and in his Turning Projects, he was a bit more aggressive. In this one he is a bit more conservative for the beginner audience. I still prefer the skew usage from the earlier videos, but can see his reasoning on the change after helping some people. So, this usage may be more appealing to some, even though it lacks the fast paced action. You also find that he uses the spiral grinds partially to reduce the number of tools laying about or that he has to pick up. But, they are a good use of steel, reducing the number you have to have for different operations. While this is lost on a beginner, they will understand when they watch it again in a year or two. Regardless of skill level, there is something to be had from this DVD, and worth having as part of your personal library. Speaking of which, I think I will make it a fifth time tonight - it is a good night to relax and watch the shavings, there are still more things to be learned.

Jane and Arthur Mason Collection

By Andy Chen

This exhibition is going on at the J. Wayne Stark University Center Galleries at Texas A&M University right now. The gallery is located at the Memorial Student Center, in the heart of campus. There are some 75 pieces on display, including works of David Ellsworth, Christian Burchard, Todd Hoyer, Bud Latven, the father and son Moulthrop, Ed and Philip, Virginia Dotson, to name just a few. The exhibition closes on March 15.

We at the Brazos Valley Turners are fortunate to be right in the vicinity of this wonderful exhibition. In fact our February meeting on February 14 will be held at the gallery. After our regularly scheduled activities we will be able to take a tour of the exhibition. You can find the direction and other information at <http://stark.tamu.edu> if you are interested in the exhibition.



David Ellsworth



Bud Latven



Philip Moulthrop



Ron Fleming



William & Marianne Hunter



Ed Moulthrop

REMINDER

NEW ARTISTS HALL SHOW at HCCC

TEXAS TURNED

By Tom Enloe

Gulf Coast Woodturners
Curated by Gwynne Rukenbrod

Remember, there will not be a Show and Tell this month. Instead we will have Gwynne Rukenbrod from HCCC select and discuss about twenty of our pieces for participation in a new Artists Hall Show at HCCC. The show will run from Feb. 20th to April 19th at the Houston Center for Contemporary Craft.

If interested, please select your best THREE items regardless of when they were done and rather they have been shown before. Since these items will be transported from the meeting to HCCC and then back to you, be sure to include suitable packaging for transit. Also please include a card with the basic information (i.e. your name, phone, type of wood, and dimensions).

2009 Spring Retreat

By Andy Chen

The Retreat is going to be here before you know it. Being the program chair, I can schedule anything I want. However, this retreat is not for me. It is for you, the membership of this great turning club. I want to put on classes YOU are interested in. Please catch me at the February meeting next Saturday and share with me what you are interested in learning, or e-mail me your idea at andy_c_chen@yahoo.com. Our target is to have the program ready by our March meeting, so that you can sign up for your favorite subjects early.

SWAT

BOARD MEETING — January, 2009

By Tom Enloe

Every year in January, a representative from each SWAT member club attends an organizational meeting for the primary meeting to be held that year. As the GCWA representative, I attended and participated in the discussions and votes. The following items (in no particular order) were agreed upon:

THIS YEAR

Due to a few complaints about the number of "enhancement" demos in 2008, the subjects will be coordinated with the leads to provide a good variety and avoid an excess of one subject.

The price will be the same as last year at \$125 but the lunches will not be included with the lunches available for \$10 each day. Nobody likes to see the prices increased but comparison with other regional shows reveal that the price is still below the average.

Several of the Wichita Falls hotels are being renovated and are expected to be completed before the SWAT meeting. More information on the hotels will be included on the webpage.

The video from 2008 was much improved but the audio continued to be a problem. This year, a coordinated approach to the wireless frequencies will be enforced to avoid interference.

NEXT SEVERAL YEARS

Spirited discussion was held about future SWAT locations and the resulting vote was a "lop-sided" decision to try to hold the next several year's meetings in Waco. Currently 2010 is reserved with future years expected.

Due to conflicts with Baylor football home games, the SWAT meeting for 2010+ was moved to the last weekend in August. NOTE: the 2009 meeting in Wichita Falls has NOT changed.

OTHER

I asked for a list of club presidents for the purpose of contacting them for suggestions about potential demonstrators at our monthly meetings. There was good general interest and SWAT has agreed to provide the list, also a number of the attendees spoke to me afterward with suggested names.





Based on the general interest, SWAT has agreed to add a section to their website to list all interested demonstrators from the various clubs.

JANUARY SHOW & TELL

Advanced Category

<p>1st Place Tom Hamilton</p>  <p>Elm Bowl</p>	<p>2nd Place Doug Olesen</p>  <p>Cedar elm bowl</p>	<p>3rd Place Bill Pottorf</p>  <p>Ebonized sycamore</p>	<p>Group</p> 
---	--	---	---

Intermediate Category

<p>1st Place Martha Lawrence</p>  <p>Narra/walnut box</p>	<p>2nd Place Martha Lawrence</p>  <p>Zebrawood/ebony cane</p>	<p>Best of Show Jerry Bennett</p> <p>Elm bowl with nail legs</p>  
--	--	--





Beginner Category

<p>1st Place Ed Peine</p>  <p>Oak burl hollow form</p>	<p>2nd Place Steve Wiggins</p>  <p>Magnolia bowl</p>	<p>3rd Place Ed Peine</p>  <p>Mesquite hollow form</p>	<p>Honorable Mention Derek Hansen</p> <p>Quina bottle stopper</p> 	<p>Group</p> 
--	--	--	---	--





Enhanced Category

<p>1st Place Bill Tilson</p>  <p>Curly & birdseye maple</p>	<p>2nd Place Bob Tabor</p>  <p>Mesquite hollow form</p>	<p>3rd Place Bill Tilson</p>  <p>Ash/stove paint finish</p>	<p>Honorable Mention Kendall Westbrook</p>  <p>Maple/mesquite Xmas ornament</p>
--	--	--	--

Segmented Category

<p>1st Place Andy Chen</p> <p>Af blackwood, redwood burl, zircote, padauk, maple, massar ebony</p> 	<p>2nd Place Sam Canatella</p>  <p>Bloodwood, maple & walnut</p>	<p>3rd Place John Gay</p>  <p>Mixed wood basket</p>	<p>Judges</p> 
--	---	--	--

President's Challenge

<p>1st Place Jerry Harmen</p>  <p>Cedar & tulipwood</p>	<p>2nd Place Paula Haymond</p>  <p>Osage orange knobs</p>	<p>3rd Place Frank Campbell</p> 	<p>Group</p> 
--	--	--	---

Judges: **John Van Domelen & Doug Grissom**

Pictures of these turnings can be viewed at www.gulfcoastwoodturners.org and jhanley.us

Snapshots from the January Meeting at Keeland Center, UH



Photography by Dale Barrak

MENTOR PROGRAM

The following members have volunteered to serve as Club Mentors:
Jim Keller ----- (281) 467-2866

Larry Zarra ----- (281) 528-9183
By Reed ----- (979) 830-0917
Bill Berry ----- (281) 479-8073
Marty Kaminsky (281) 339-3297
Luna Ford ----- (281) 476-4159

Brian Laing ----- (281) 580-5381
 If you would like to have one of these individuals talk with you about a particular piece, feel free to bring it to the meeting.

Scheduled Meetings & Events

Meeting dates and locations are subject to change.

February 21, 2009 ~ GCWA General Meeting ~

Location: Foxfire Studios ~ 105 South 2nd Street, Richmond, TX ([map](#))

Selection for *Texas Turned* exhibition by Gwynne Rukenbrod, HCCC

March 9, 2009 ~ Board Meeting ~ Dave Barziza's home

March 21, 2009 ~ GCWA General Meeting ~

Location: Memorial Lutheran Schools ~ 5800 Westheimer, Houston, TX

President's Exchange Challenge: A working timepiece—wall clock, pocket watch, watch pendant, desk clock, other timepiece.

April 6, 2009 ~ Board Meeting ~ Dale Barrack's home

April 18, 2009 ~ GCWA Picnic ~ 9:00AM - Noon

Location: George Bush Park

May 4, 2009 ~ Board Meeting ~ Location TBD ~

May 16-17, 2009 ~ GCWA Spring Retreat ~ 8:00AM - 4:00PM

Location: Montgomery County Fairgrounds ([map](#))
(Additional information to follow)

June 8, 2009 ~ Board Meeting ~ George Kabacinski's shop

June 20, 2009 ~ GCWA General Meeting ~

Location: Bayland Community Center

July 6, 2009 ~ Board Meeting ~ Jim Keller's studio

July 18, 2009 ~ GCWA General Meeting ~

Location: 1st Presbyterian Church - tentative

August 15, 2009 ~ GCWA General Meeting ~

Location: 1st Presbyterian Church - tentative

September 19, 2009 ~ GCWA General Meeting

Location: Mercer Arboretum

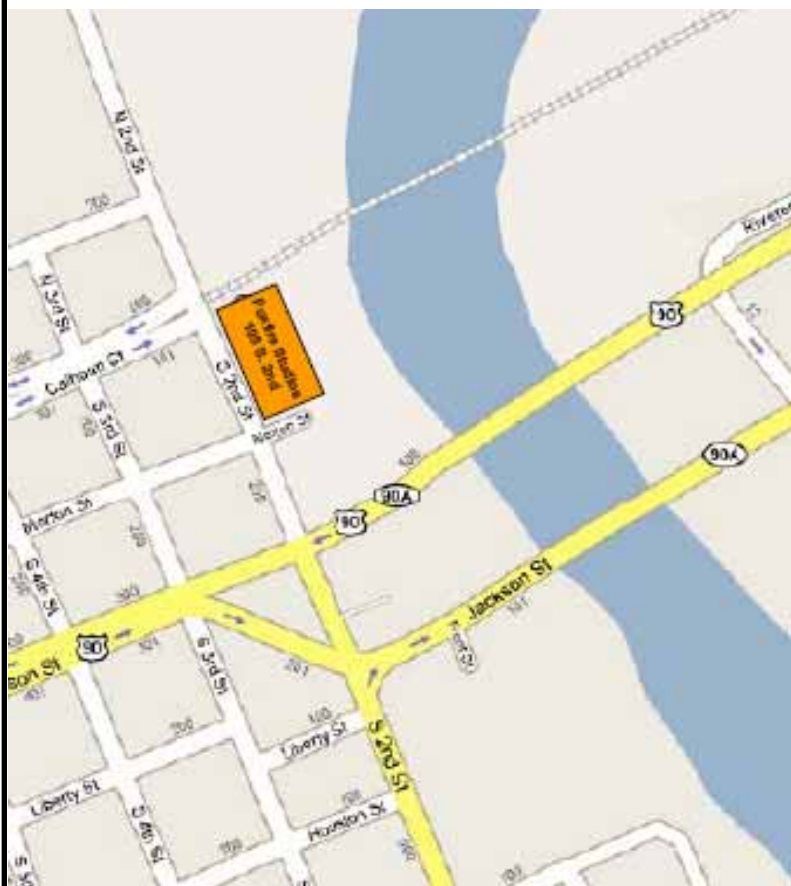
October 17, 2009 ~ GCWA General Meeting ~ TBA

November 21, 2009 ~ GCWA General Meeting ~ TBA

December 19, 2009 ~ GCWA General Meeting ~

Location: Bayland Community Center

February Meeting
Foxfire Studios
105 South 2nd Street
Richmond, TX



February Meeting Program

Gwynne Rukenbrod will jury turnings for the upcoming exhibition at HCCC.

EXECUTIVE COMMITTEE

George Kabacinski - President
(832) 349-3006
gkabacinski@gmail.com

Tom Enloe - Past President/Program
Chair/Librarian/SWAT Representative
(832) 229-4404
tomtom@houston.rr.com

Lane Bradford - Vice President
(281) 494-0396
LaneBradford@eaton.com
(281) 444-7993

Mack DeBose - Treasurer
(281) 444-7993
Lmdebose@swbell.net

Dave Barziza - Board Member/Judging
(713) 661-5941
dbarziza@earthlink.net

Clyde Collier - Board Member
(281) 487-2143
clutha2143@sbcglobal.net

Steve Legrue - Board Member
(832) 496-0040 cell
(713) 981-9228 work

John Van Domelen - Secretary/Website
Technical Director
john@texasturner.com

Dale Barrack-Website Creative Director
(281) 358-8529
Jim Keller—Board Member
(281) 467-2866
jimkeller.foxfire@comcast.net

Andy Chen—Newsletter Editor
(979) 693-1211
andy_c_chen@yahoo.com

Email: gcwa@swbell.net
GCWA Websites:
www.gulfcoastwoodturners.org
<http://jhanley.us>


Program Chair
Tom Enloe

Copyright 2009 GCWA

GCWA is affiliated with the American Association of Woodturners. GCWA meetings are usually held at 9:00 AM on the 3rd Saturday of each month. Check the Calendar of Events page. Annual dues are \$25 due on January 1. Dues may be mailed to Mack DeBose, 11535 Clover Lane Ct, Houston, TX, 77066-3816. Make your check payable to GCWA or Gulf Coast Woodturners Assn.

Internet Web Sites of Interest

American Association of Woodturners: <http://www.woodturner.org>
Robert Sorby: <http://www.robert-sorby.co.uk/turning.htm>
Wood Magazine: <http://www.woodmagazine.com>
Rockler: <http://www.rockler.com>
The Cutting Edge: <http://www.cuttingedgetools.com>
Craft Supply: <http://www.woodturnerscatalog.com>
Tidewater Turners of Virginia: <http://www.esva.net/~woodturner>
Fred Holder's More Woodturning: <http://www.fholder.com>
Exotic Burl: <http://www.exoticburl.com>
San Diego WoodTurning Center, Inc.: <http://www.sdwoodturning.com>
Kestrel Creek Gallery: <http://www.kestrelcreek.com>
Hibdon Hardwoods: <http://www.hibdonhardwood.com>
Dallas Area Woodturners: <http://www.turningwood.com>
Woodcraft: <http://www.woodcraft.com>
Christian Burchard: <http://www.burchardstudio.com>
Southwest Association of Turners: <http://www.swaturners.org>
Trent Bosch: <http://www.trentbosch.com>
Central Texas Woodturners: <http://www.ctwa.org>
Arizona Silhouette: <http://www.arizonasilhouette.com>
The Wood Turning Center: <http://www.woodturningcenter.org>
Woodturning Online: <http://www.woodturningonline.com>



Gulf Coast Woodturners
Association