


GULF COAST WOODTURNER

August, 2011



PRESIDENT'S CORNER

The July meeting went rather well, a great program by Steve LeGrue on texturing and coloring; (Thanks, Steve) as well as an excellent Show and Tell. Now you can tell your friends that "yes, you can use a lathe to make a dog house". The August meeting is set for the 20th at Bayland Center. The demonstrator will be Mr. **Jim Keller** who will demonstrate *Turning Long Stem Flowers*. This will be his topic at SWAT so you can get an advance preview for free. Speaking of which, 2011 SWAT will take place at the Waco Convention Center in Waco, TX from August 26 to 28. GCWA's representative to SWAT this year is **Tom Enloe** and he still needs volunteers for room hosting on Sunday morning. Our room is the Brazos A,B&C in the Hilton. Tom reported that every other room in the convention center has the word Brazos in it, so this should be great fun. Be sure to stop and say hello to **Don Fluker** and **Greg Gonsalves** who will be manning the lathes for the hands-on area. This is always well received and a fun place to visit.

Also, just around the corner is the Gathering of the Guilds at the Houston Center for Contemporary Crafts (HCCC) that will take place on Saturday, 17 September 2011, which is the same date as our general meeting at the Mercer Arboretum. **Jim Keller** will be setting up in the morning and I am sure that other GCWA'ers will be there as well for this all-day event. For the newer members HCCC is located on Main Street just south of US 59.

And, of course, the premier event of the season, the GCWA Fall Picnic is scheduled for 22 October 2011 at By Reed's house in Chappell Hill, TX. **Tommy Joe** will be heading up the food and refreshments and I am sure he will be asking for help. As in years past GCWA will furnish the barbeque with all of the salads and desserts brought by the members, we will publish a list of items needed in the September newsletter. This promises to be a very fun event with vegetable turning and egg cup races. So shine up the shoes and shake out the party dresses.

After a long and arduous effort, **Jim Keller** has submitted the club's application for a 501C3 tax status. This will now allow donors to declare a tax deduction for all donations made to the Gulf Coast Woodturners Association (GCWA). If you wish to make a donation (monetary or otherwise) and plan to declare this on your tax return please make sure you get written confirmation of the donation from the treasurer (Jim Keller). Remember we are new to this and it may take a few iterations before we

GCWA Web Site:
<http://www.gulfcoastwoodturners.org>

iron out all of the kinks. Please tell Jim how much you appreciate all of his efforts.

I admit to being a tool junkie. I love all sorts of wood working tools, old and new, hand and powered. I am continually amazed at the readily available tools that just a short 10 years ago were specialty tools for commercial users only. And now they seem to be popping up in every big box store with better designs, packaging and lower prices. However once you get past the tool section and into the wood section all you typically find are treated rough lumber and exterior plywood. Maybe this will change one day. However, in the meantime, we woodturners have an advantage; we can literally go out in the yard, cut down a tree and turn a treasure. This to me is what distinguishes wood turning from all other forms of woodworking, not only does it present us with an infinite variety of readily available wood sources, but it places us closer to the origin of the wood. And guess what -- it is "FREE"! Or somewhat free. For a better description of free wood see **George Kabacinski's** article in this issue.

And finally to answer the burning question I presented in last month's presidents column – saw dust does indeed stick better when the temperature is over 100 degrees.

Happy Turning and see you at Bayland.

Reggie Keith

INSIDE!!
Board Feet – Lane Bradford
Meeting Demo, Long Stem Flowers - Jim Keller
The Story of Free Wood - George Kabacinski
Local Classes - George Kabacinski

August Meeting
August 20, 2011
Bayland Community Center
 6400 Bissonnet, Houston, TX 77074

CLASSIFIED ADS

Woodturning related items of interest to GCWA Members listed as a free service.

Woodturning Lessons: Hands-on woodturning lessons are now being given by **Jim Keller** at Foxfire Studios. You pick the subject; learn with my tools or yours. Oneway 2430 and Jet 1642 lathes available. Rates- 4 hour lesson for GCWA Members \$70.00, non members \$80.00, add a second person for: member \$45.00, non-members \$50.00. Call 281-467-2866 for information or to schedule a lesson.

INSTRUCTION: Current woodturning instructor for the Houston Center for Contemporary Craft, **Thomas Irven**, will teach beginning to advanced participants turning in his Bellaire Studio. Classes will be individualized to your needs and tools will be available. Learn box making multi-axis, spindle, and bowl turning and finishing. Limited to 1 - 4 students. Call or e-mail Tom for pricing and information. 713-666-6881. trirven@sbcglobal.net.

PEN BLANKS FOR SALE...\$1.25 per blank plus shipping. Over 150 species available. Contact Doug Van Buskirk at dvb@comcast.net for a list of species.

Editor's note:

These ads are for the benefit of the GCWA members. However, you do not have to be a member to list your ads here because GCWA members can benefit from sales items from non-members. Please send your ads to andy_c_chen@yahoo.com no later than the 3rd Wednesday of the month if you wish the ad to appear in the current monthly newsletter. You are requested to e-mail Andy a note when the items are sold or otherwise no longer available so that we can remove the ads to avoid confusion.

Turning Long Stemmed Flowers

by Jim Keller

The August meeting demo will be turning long stemmed flowers using green wood. The demo will start with the selection of wood, preparing turning blank, turning flower, turning stem and bending stem.



Local Classes

In July we had a successful class with Fog Tanner on using the skew. There was lots of time available for practice and Q&A as well as a good amount of personal guidance from Fog. The class also completed one project using the skew as the only tool. The big question that remains is how to open all the paint cans in the future with the skews now having a place in the rack of turning tools.

Classes currently scheduled for the remainder of 2011 and into 2012 include:

- September 24, 2011 – Hollowing with Bill Berry (session 1)
- October 1, 2011 – Hollow with Bill Berry (session 2)
- November 5, 2011 – Christmas Ornament with Tom Enloe
- January 14, 2012 – Embellishment (TBD) with Paula Haymond
- February 4, 2012 – Off Center Turning with Thomas Irven
- November, 2012 – Sea Urchin Ornament with Dave Barziza

In addition to the above classes several others are in the works for 2012.

Bill Berry's classes are full. However we are taking names for a wait list as things sometimes come up and a registered student is not able to make the class. In those cases its great to have a wait list to fill the spot.

Registration is open for the November, January and February classes. To ensure a slot please send a check **payable to GCWA** in the amount of \$35 to George Kabacinski, P.O. Box 2755, Cypress, TX 77410.

Board Feet

By Lane Bradford

Yet another Board Meeting this month at Reggie's offices off Westheimer and BW8. Congratulations are in order for our Treasurer, **Jim Keller**. "Bull Dog" Keller has completed all the necessary work and submitted the completed forms to the IRS for 501c3 status for GCWA. This is the culmination of probably close to 10 years of work, the last two of which have all been due to Jim's dogged commitment to getting it done. You are probably wondering "why in the world is this so important?" As I understand it, and I am no expert, this will allow anyone that donates products or services to the GCWA to take the fair market value for the products or services off as a tax deduction on their tax return. For example, if you haul the GCWA lathes to a meeting or to SWAT, you can take your mileage as a tax deduction. Or you want to upgrade your lathe but you need to dispose of your existing one first. You can now donate your old equipment to GCWA and deduct their value on your taxes. Maybe not the biggest event in the world, but it's the little things that help the GCWA to grow.

Speaking of growing the GCWA, do you realize that our membership has been going down in the last few years? The Board has been watching this, since it has a direct impact on our budget for the year, and we are concerned that we may not understand what is happening. Obviously the economy has something to do with it. We have also been told that our meetings may not be as friendly as they should be to visitors. The real kicker is that the ladies that visit think we are an OCC (Old Coots Club). The Board needs your help to change this image. Welcome the new face in the crowd at the next meeting. Show the visitor around and tell them about our organization and the benefits of becoming a member. If you have forgotten what those benefits are, look in this Newsletter at our calendar and events scheduled. Look at all the information that we have on our website and compare all of this to any other woodturning or woodworking club in the entire state. We offer at heck of a lot for our modest dues.

If you are a coffee drinker, then be sure and thank Ed Peine for the coffee at the meeting this month. We still have had no volunteer to regularly bring the coffee and if Ed had not stepped up at the Board meeting this month you would be enjoying your donut with a cold drink. YUCK! THANKS ED! We can't live without our caffeine.

Tommy Joe volunteered to chair the Picnic Committee (of one?) this year. If you have any ideas of what you think we should have at the Picnic let Tommy know. If you have an "Easy Up" canopy and can bring it to the Picnic, let him know also. Look in a future Newsletter for food assignments. Remember, our Picnic is a Family event so invite the entire family and extended family to join us.

Long Term Planning – the Board is struggling with a permanent meeting location for the GCWA. Is this something that you think we should actively pursue? Would you like it better if we always met at the same place or have you become adjusted to have our meetings move around so at least one meeting a year will be relatively close to your home? It's becoming hard for us to find suitable meeting locations that can handle 100+ people plus allow us to make a mess with a demonstration. It would also be an added benefit to store our club lathes at the same place we meet. Thus, one less hassle in moving the lathes around. If we don't come up with a permanent "Club House" then we probably should look at securing a suitable (enclosed) trailer to store our lathes and AV equipment in. Any suggestions? Any trailer or building donations out there anywhere?

Is there some other direction you think we should be going in or at least evaluating, then PLEASE let someone on the Board hear your opinions.

MEMBERSHIP

Howard Beck and Carl Tolar joined the club in the past month. Welcome aboard, guys.

The Story of Free Wood

Text by George Kabacinski / Photos by Bill Berry

It is said “there is no such thing as a free lunch” and I think the same can be applied to wood. Sure, someone may pass off a chunk of green wood and the recipient views it as free. But it comes with a significant price for the person or group that felled the tree, harvested the wood and then processed it into convenient bowl blanks or other suitable turning material.

Over the past two weekends I've had the privileged of learning a lot about the process of obtaining some nice, large wood by joining Greg Gonçalves, Don Fluker and others as they prepared a good deal of the wood they require to support the hands-on area at SWAT. It started with felling the tree down in Santa Fe, TX. Well that's where it started for me at least. You see Greg has been preparing to take down that tree for many years. He's acquired his monster chain saws, built his custom trailer, purchased a big enough truck to do all this with and invested in building his knowledge and skills to complete the felling with pinpoint accuracy. And I want to stress that last part. The tree stood around 60' and was located about 12' from a mobile home. OK, that's pretty tight quarters and it wouldn't have been anywhere near as scary or impressive if it hadn't been for the fact that located on the other side of the tree and less than one foot away was the power pole for that mobile!



Greg quickly assessed the situation and he and Don got about the work of preparations to bring down this monster without destroying the mobile home or taking down some power lines. Me, I was on my cell phone checking up on my liability insurance. Oh, and as a side note, as we pulled up to the site we encountered the areas only thunder shower. But that didn't deter Greg and Don. What's a little lightning while you're climbing a tree and attaching a steel line connected to the motorized hoist on Greg's

trailer? Then we installed a second guide rope secured to another tree on the property as an added measure of security.

Now it was all about bringing it down, all in one piece and perfectly positioned to not destroy the mobile home, the power pole and lines, and not even the row of crepe myrtles that lined the front of the lot. Greg prepared his big saw to start the process. This sycamore measured 36" in diameter in the lower trunk – big! Greg's experience and skills really shined as he made a v-cut to remove a wedge and another cut behind. The tree came down with one loud crack and EXACTLY where Greg said it would! There was absolutely no damage to anything in the area. It was an amazing sight to see.



Next we (mostly Greg and Don, that is) went about the process of trimming off branches to get to the trunk and then they started to harvest the huge sections of wood. Fortunately the property owner had a wonderful tractor with a front end loader and Greg made sure he was there to help with loading the big sections onto the trailer. That sounds pretty simple, but it was really pretty involved. Me, I was off playing with a toy saw (maybe 16" bar) occasionally cutting some smaller branch. At one point Greg asked if I wanted to cut off a slab the owner requested for some project. Well I started in with Greg's 24" saw and made it almost through the trunk section when I gave up. Greg had to step in and make the cut straight and finish it up. The darn saw is heavy. And did I mention it was over 100 degrees?




Greg's agreement with the property owner was that we didn't have to clean up all the debris so we just needed to move all what was necessary to get to the wood we wanted and to get the tractor around to

Continued on page 6

The Story of Free Wood

Continued from page 5

pick up and load the wood. Well, we're a few hours into this Sunday afternoon/evening project and the trailer is just about full. But wait, there's more The owner wanted two other trees brought down which were on his property, but fairly close to his neighbors house and then there were the seedlings planted a little ways away. OK, we're going to be here for the duration. Well, actually not. Greg went to work with securing the first tree and bringing it down precisely where he wanted and then the same for the second. Now we could finish packing up and head back to Greg's place. Bill Berry and Linda Bohl met us there with fresh pizza and we had a nice chat for a while until Don and I started out for the long trek back to the Northwest area of town. It was close to midnight when I arrived home. I was hot and tired and none of that wood was even close to being ready for the lathe.



Fast forward to the next Sunday, it's the last in July and another cool day of 100 degrees in the shade. Don and I arrived at Greg's around 11:00 am. This time I brought along my baby chain saw – a mere 16" as I wasn't about to mess with Greg's monster saw this time! Greg was already working on processing the logs. Some of it had been removed from the trailer and is in sections or bowl blanks ready to go to SWAT. I gathered he'd been spending his evenings working through some of the wood. Bill Berry had provided a pop up canopy to keep us out of the direct sun while doing some of the chainsaw work. Not too long after we started Bill arrived with some thick peppered bacon and white bread. It turns out Bill is quite the grill master! It made for a great treat – crispy grilled thick bacon on white bread. It seems to be a bit of a tradition at Greg's house when he and Bill get together.



We started in with the work at hand. Greg and Don had a rhythm going as they've been down this road a few times already. As the hours passed, the wood in the trailer slowly disappeared and the stack of bowl blanks and billets grew along with a couple of huge hat blanks that Don and I were lucky enough to leave with. Processing the wood included getting it off the trailer (without taking out part of Greg's shop – details), trimming it to sections that were manageable, sawing the log in three (two big sections and a wide slice to get rid of the pith section) and then cutting bowl and other blanks. These were then wrapped or sealed as appropriate.


Along the way to getting all this done we were aided by Dave Barziza and Bill Berry. Linda Bohl was there as well, but her major role hadn't really started yet.



It took most of the day to get through all the wood. During this time the group consumed untold gallons of water and other non-alcoholic drinks. Well, about the time I was totally exhausted and we were cleaning up the mess, along comes one of Greg's neighbors with an offer of some freshly caught speckled trout. A few minutes of discussion and Linda was off on a quick trip home to pick up her deep fryers and all the food and supplies needed for one tremendous fish fry. We all dined on very well prepared fried speckled trout, some really great hush puppies and fries. By the time we were about done with the meal Greg's wife, Ann, arrived and served up a wonderful desert of Texas Turtle Pie. Wow!

So, what was the cost of all that wood? We suffered one broken chain and a damaged bar (on two different saws I believe), a ton of man hours, the gasoline (saws and vehicles), the trailer, wench, lines, and the countless hours of experience to make it all come together without any injuries. It was a great learning experience for me and a great group of folks to spend a couple of days with. I now have a much deeper appreciation for what it takes to fell, harvest and process a big tree. And when someone has a nice bowl blank on the swap table and they want a few dollars for it - in most cases, it's probably a steal!! Free wood – no such thing.

JULY SHOW & TELL



Judges: *Bill Berry and Ed Peine*
 Photos: *Paul Millo*

Advanced Category

1st Place – Bob Brown
 Nested boxes of various wood

2nd Place – Don Fluker
 Mesquite platter

3rd Place – Paul Millo

Elm vessel

Intermediate Category

1st Place – Troy McLaughlin

Red oak/
walnut box

Beginner Category

1st Place – Georgene Huckaba

Cocobolo lid-
ded box

2nd Place – Georgene Huckaba

Box
elder
bowl

3rd Place – Ron Brewer

Cedar box

Enhanced Category

1st Place – Janice Levi

Spalted sycamore
purse

2nd Place – Andy Chen

Mixed wood
clock

3rd Place – Bob Tabor

Mesquite
pierced lidded
vessel

Kit Category

1st Place – Don Fluker

Antler, M3
metal, ambrosia
burl pens



2nd Place – Steve Wilson

Inlaid pens

3rd Place – Jerry

Ash pepper mill

Snapshots from the July Meeting



Pictures can be viewed at
www.gulfcoastwoodturners.org
 Photos: Ric Taylor

MENTOR PROGRAM

The following members have volunteered to serve as Club Mentors:

Jim Keller ----- (281) 467-2866

Larry Zarra ----- (281) 528-9183

By Reed ----- (979) 830-0917

Bill Berry ----- (281) 479-8073

Marty Kaminsky -- (281) 339-3297

Luna Ford ----- (281) 476-4159

Brian Laing ----- (281) 580-5381

Thomas Irven ---- (713) 666-6881

If you would like to have one of these individuals talk with you about a particular piece, feel free to bring it to the meeting.

Scheduled Meetings & Events

Meeting dates and locations are subject to change.

August 20, 2011 ~ GCWA General Meeting ~ 9:00 AM - noon

Location: Bayland Community Center, Houston, TX

August 26 – 28, 2011 ~ SWAT annual symposium

Location: Waco Convention Center

September 6, 2011 ~ Board meeting

September 17, 2011 ~ GCWA General Meeting ~ 9:00AM - noon

Location: [Mercer Arboretum](#)

October 3, 2011 ~ Board meeting

October 22, 2011 ~ GCWA Fall Picnic ~ 9:00AM - Noon

Location: By Reed's house and estate

November 7, 2011 ~ Board meeting

November 19, 2011 ~ GCWA General Meeting ~ 9:00AM - noon

Location: Foxfire Studio

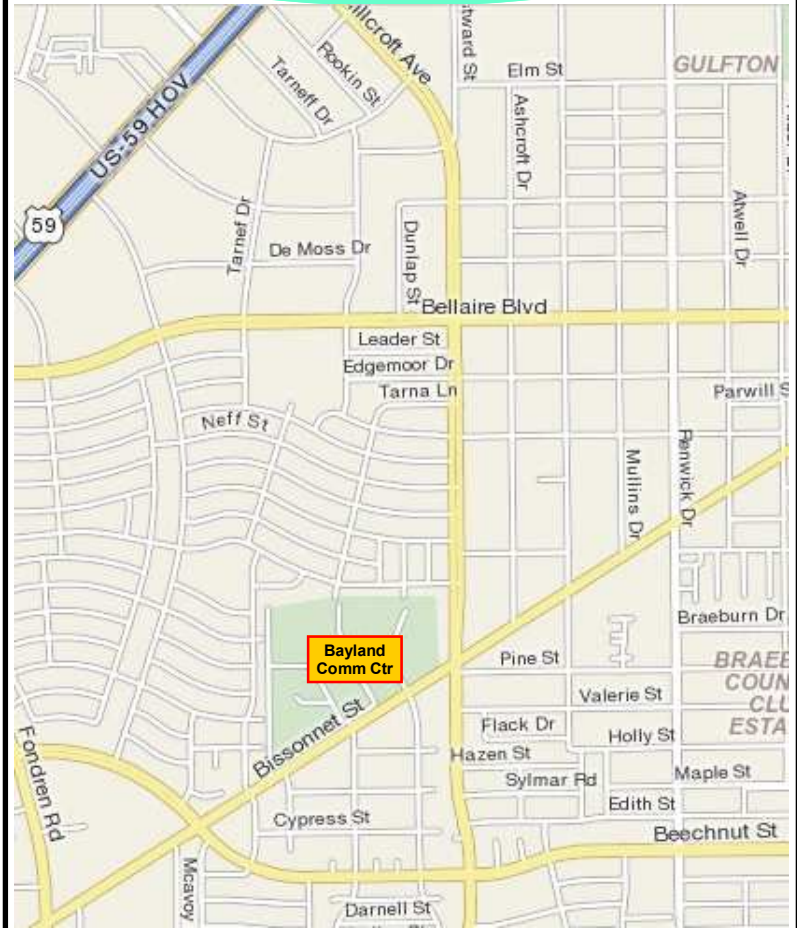
December 5, 2011 ~ Board meeting

December 17, 2011 ~ GCWA General Meeting ~ 9:00AM - noon

Location: Bayland Community Center

August Meeting

**Bayland Community Center
6400 Bissonnet, Houston, TX 77074**



August Meeting Program Turning Long Stemmed Flowers by Jim Keller

EXECUTIVE COMMITTEE

Reggie Keith - President
(281) 496-9876
reggie.keith@hoover-keith.co

**Don Fluker - Vice President/
Judging**
(281) 855-8230
skewgouge@sbcglobal.net

Steve LeGrue - Past President
(832) 496-0040 cell
slegrue@comcast.net

Ed Peine - Secretary
(713) 977-9922
epeine@comcast.net

Jim Keller - Treasurer
(281) 467-2866
jimkeller.foxfire@comcast.net

Lane Bradford - Board Member
(936) 447-9310
LaneBradford@eaton.com

Tommy Joe - Board Member
(832) 444-2470
tjoe@uh.edu

Thomas Irven - Board Member
(713) 666-6881
trirven@sbcglobal.net

Ben Gray - Board Member
(281) 859-3132
BenG@rigidbuilding.com

Dale Barrack-Website Creative Director
(281) 358-8529

John Van Domelen - Website Technical Director
john@texasturner.com

Andy Chen - Newsletter Editor
(979) 693-1211
andy_c_chen@yahoo.com

This page intentionally left blank

Email: gcwa@swbell.net
GCWA Websites:
www.gulfcoastwoodturners.org

Program Chair
Tom Enloe

Copyright 2010 GCWA

GCWA is affiliated with the American Association of Woodturners. GCWA meetings are usually held at 9:00 AM on the 3rd Saturday of each month. Check the Calendar of Events page. Annual dues are \$25 due on January 1. Dues may be mailed to Jim Keller, 105 S. 2nd Street, Richmond, TX 77406. Make your check payable to GCWA or Gulf Coast Woodturners Assn.

Internet Web Sites of Interest

American Association of Woodturners: <http://www.woodturner.org>
Robert Sorby: <http://www.robert-sorby.co.uk/turning.htm>
Wood Magazine: <http://www.woodmagazine.com>
Rockler: <http://www.rockler.com>
Craft Supply: <http://www.woodturnerscatalog.com>
Tidewater Turners of Virginia: <http://www.esva.net/~woodturner>
Fred Holder's More Woodturning: <http://www.fholder.com>
Exotic Burl: <http://www.exoticburl.com>
San Diego WoodTurning Center, Inc.: <http://www.sdwoodturning.com>
Kestrel Creek Gallery: <http://www.kestrelcreek.com>
Hibdon Hardwoods: <http://www.hibdonhardwood.com>
Dallas Area Woodturners: <http://www.turningwood.com>
Woodcraft: <http://www.woodcraft.com>
Christian Burchard: <http://www.burchardstudio.com>
Southwest Association of Turners: <http://www.swaturners.org>
Trent Bosch: <http://www.trentbosch.com>
Central Texas Woodturners: <http://www.ctwa.org>
Arizona Silhouette: <http://www.arizonasilhouette.com>
The Wood Turning Center: <http://www.woodturningcenter.org>
Woodturning Online: <http://www.woodturningonline.com>



**Gulf Coast Woodturners
Association**